

Instructions

This AirDOC decal set allows you to build three A-7B aircraft of the VA-215 "Barn Owls" – 1. A-7B BuNo. 154454/NM, USS Oriskany, 1974 – 2. A-7B BuNo. 154381/NM, CAG aircraft, USS Oriskany, 1974 – 3. A-7B 154463/AE, USS Theodore Roosevelt, 1977. All aircraft feature the 1970s style high-viz camouflage.

Decal application:

To apply the decals cut each subject carefully from the backing paper. Do not cut away the excess film. Dip the decal for about 20 seconds into water and wait until it slides easily on the backing paper. Do not pull or push the decals before the adhesive has completely dissolved, otherwise it might be ruined. You may use a setting solution but this is not necessary. After the decal is applied to the model's surface, wait several hours until it has set and dried properly. **Do Not Touch It Prior!!** Depending on the surface's quality, a gloss varnish should be sprayed onto the model prior to the application of the decals, thus, the clear excess film will disappear completely.

Happy Decaling!

Kit suggestions to build a correct A-7B Corsair II:

1. 1/72 scale modelers try to obtain the very good Fujimi FU72075 A-7B kit.
2. 1/48 scale – Hasegawa P14 A-7E Corsair II VA-15 "Valions" or any other A-7E kit from the P-series.
3. 1/32 scale – the recently released huge A-7E kit no. 02231 from Trumpeter of China (of course this kit needs some conversion).

In our opinion the following update kits are a must have for the serious modeler:

Verlinden:

- VE0756 LTV A-7E Corsair II upgrade set in 1/72 scale for the Fujimi kit.
- VL0544 LTV A-7E Corsair II upgrade set in 1/48 scale for the Hasegawa kit.

Cutting Edge:

CEC48326 A-7B Conversion set designed for the Hasegawa A-7E in 1/48 scale

Aires:

- 4147 LTV A-7E Corsair II cockpit set
- 4202 LTV A-7 Corsair II wheel bays

Black Box:

CS32032 LTV A-7E Corsair II cockpit set for the Trumpeter kit.

(although the above mentioned kits were designed for the E-variant many items as well)

For further reference see our publication:

AirDOC Post WWII Combat Aircraft ADP 012
LTV A-7 Corsair II – Part 1 - The SLUF in US NAVY Service
ISBN 3-935687-12-5

Size A-4, 72 pages, soft cover, full color, English/German text and captions, over 200 pictures, many coloured side-views and drawings, b/w 1/72 scale plans.

Our latest title covers the history of the A-7A to A-7E in US Navy service. Many hitherto unpublished pictures show the SLUF in action on the carriers, on their home bases or while being on deployment.

A great source for the modeller!

Retail price EURO 17.95 (postage not included)

This set is for the experienced modeler only and should be kept out of reach of little children. Not suited for children under the age of 14!



- ADM 72015
- ADM 48015
- ADM 32009

[AirDOC]

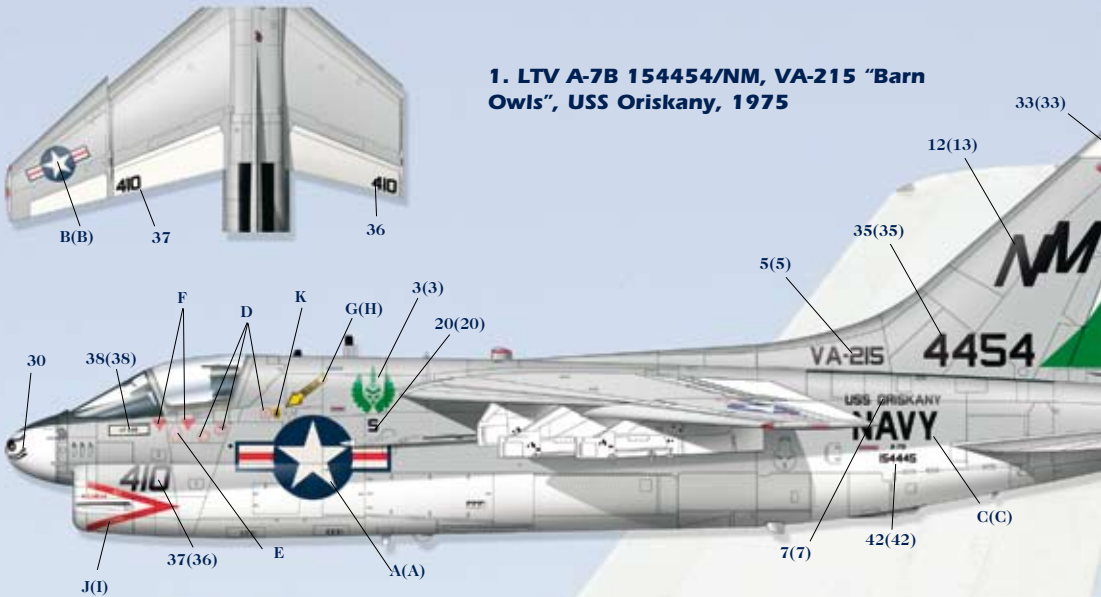
Aircraft Documentations

LTV A-7B Corsair II - VA-215 "Barn Owls" High-Visibility Scheme


Special Sheet



1. LTV A-7B 154454/NM, VA-215 "Barn Owls", USS Oriskany, 1975



2. LTV A-7B 154381/NM, CAG aircraft, VA-215 "Barn Owls", USS Oriskany, 1975



3. LTV A-7B 154463/AE, VA-215 "Barn Owls", USS Theodore Roosevelt, 1974



LTV A-7B Corsair II – VA-215 "Barn Owls"
High-Visibility Scheme
Special Sheet

41(41)
 31(32)

40(39)

11(11)
 31(32)

34 (for aircraft no. 2)

2(1)

27(27)
 31(32)

14(15)




Application of decal no. 24 and 30. Note the shape of the anti-glare panel.

3. LTV A-7B 154463/AE, VA-215

B

FS 16440
Light Gull Grey

FS 17875
Gloss White



B

29

N

M

28

O

L